




Lower Divis Redevelopment Residents

1. How often do you travel outside of the Lower Divisadero to go to these businesses (greater than a mile away)?							
	Always	Frequently	About Equal	Rarely	Never/ Don't Frequent	Rating Average	Response Count
Office Supply/Stationary	35.5% (39)	26.4% (29)	11.8% (13)	10.0% (11)	16.4% (18)	2.45	110
Gym	55.8% (63)	10.6% (12)	1.8% (2)	5.3% (6)	26.5% (30)	2.36	113
Bakery	29.9% (32)	29.0% (31)	17.8% (19)	14.0% (15)	9.3% (10)	2.44	107
Florist	33.9% (38)	19.6% (22)	12.5% (14)	15.2% (17)	18.8% (21)	2.65	112
Children's store	22.9% (25)	12.8% (14)	1.8% (2)	10.1% (11)	52.3% (57)	3.56	109
Upscale Restaurant	14.2% (16)	53.1% (60)	23.9% (27)	7.1% (8)	1.8% (2)	2.29	113
Inexpensive Restaurant	4.5% (5)	30.4% (34)	40.2% (45)	22.3% (25)	2.7% (3)	2.88	112
Novelty/Gift	25.2% (27)	32.7% (35)	15.0% (16)	8.4% (9)	18.7% (20)	2.63	107
Clothing/Shoes	49.5% (55)	37.8% (42)	8.1% (9)	3.6% (4)	0.9% (1)	1.68	111
Coffee shop	6.4% (7)	19.1% (21)	22.7% (25)	42.7% (47)	9.1% (10)	3.29	110
Ice cream shop	38.5% (42)	20.2% (22)	8.3% (9)	8.3% (9)	24.8% (27)	2.61	109
Auto Repair	33.6% (37)	13.6% (15)	10.0% (11)	13.6% (15)	29.1% (32)	2.91	110
Large Chain Store	39.1% (43)	16.4% (18)	7.3% (8)	10.9% (12)	26.4% (29)	2.69	110
Grocery Store	17.1% (19)	31.5% (35)	20.7% (23)	25.2% (28)	5.4% (6)	2.70	111
Sporting goods	50.0% (54)	17.6% (19)	2.8% (3)	8.3% (9)	21.3% (23)	2.33	108
Pharmacy	26.1% (29)	14.4% (16)	20.7% (23)	27.0% (30)	11.7% (13)	2.84	111
Medical Marijuana Dispensary	2.8% (3)	0.9% (1)	1.9% (2)	3.7% (4)	90.7% (97)	4.79	107
Franchise Store	30.2% (32)	22.6% (24)	6.6% (7)	12.3% (13)	28.3% (30)	2.86	106
Discount Store	16.5% (18)	14.7% (16)	13.8% (15)	17.4% (19)	37.6% (41)	3.45	109
Dessert cafe	14.5% (16)	31.8% (35)	19.1% (21)	17.3% (19)	17.3% (19)	2.91	110
Bar/Club	5.4% (6)	26.1% (29)	37.8% (42)	20.7% (23)	9.9% (11)	3.04	111
Other (please specify)							15
answered question							116
skipped question							1



2. Please rank the following types of businesses you would like to see on Lower Divisadero

	Most Desirable				Least Desirable	Rating Average	Response Count
Gym	30.6% (34)	21.6% (24)	24.3% (27)	13.5% (15)	9.9% (11)	2.50	111
Bakery	52.2% (59)	29.2% (33)	11.5% (13)	4.4% (5)	2.7% (3)	1.76	113
Florist	27.7% (31)	29.5% (33)	31.3% (35)	9.8% (11)	1.8% (2)	2.29	112
Children's store	13.6% (15)	17.3% (19)	30.9% (34)	16.4% (18)	21.8% (24)	3.15	110
Upscale Restaurant	43.9% (50)	23.7% (27)	20.2% (23)	7.9% (9)	4.4% (5)	2.05	114
Inexpensive Restaurant	46.5% (53)	27.2% (31)	17.5% (20)	6.1% (7)	2.6% (3)	1.91	114
Novelty/Gift Shop	18.3% (20)	30.3% (33)	20.2% (22)	12.8% (14)	18.3% (20)	2.83	109
Clothing/Shoes	38.9% (42)	31.5% (34)	19.4% (21)	4.6% (5)	5.6% (6)	2.06	108
Office Supply/Stationary	15.3% (17)	21.6% (24)	27.0% (30)	22.5% (25)	13.5% (15)	2.97	111
Coffee shop	27.5% (30)	23.9% (26)	24.8% (27)	13.8% (15)	10.1% (11)	2.55	109
Ice cream shop	37.0% (40)	26.9% (29)	22.2% (24)	9.3% (10)	4.6% (5)	2.18	108
Auto Repair	2.8% (3)	6.5% (7)	25.2% (27)	22.4% (24)	43.0% (46)	3.96	107
Large Chain Store	0.9% (1)	4.6% (5)	10.1% (11)	15.6% (17)	68.8% (75)	4.47	109
Grocery Store	28.4% (31)	24.8% (27)	18.3% (20)	16.5% (18)	11.9% (13)	2.59	109
Sporting goods	13.0% (14)	24.1% (26)	29.6% (32)	20.4% (22)	13.0% (14)	2.96	108
Pharmacy	21.1% (23)	20.2% (22)	36.7% (40)	11.9% (13)	10.1% (11)	2.70	109
Medical Marijuana Dispensary	0.9% (1)	2.8% (3)	10.2% (11)	14.8% (16)	71.3% (77)	4.53	108
Franchise Store	1.9% (2)	8.3% (9)	18.5% (20)	25.0% (27)	46.3% (50)	4.06	108
Discount Store	2.7% (3)	6.3% (7)	17.1% (19)	21.6% (24)	52.3% (58)	4.14	111
Dessert cafe	39.3% (44)	29.5% (33)	19.6% (22)	6.3% (7)	5.4% (6)	2.09	112
Bar/Club	20.2% (22)	26.6% (29)	29.4% (32)	9.2% (10)	14.7% (16)	2.72	109
Other (please specify)							28
answered question							116
skipped question							1

3. Please list your top 3 businesses that you would like to see in the Lower Divisadero. You can indicate a specific business by name, or by category/type.

		Response Percent	Response Count
Choice 1		100.0%	112
Choice 2		93.8%	105
Choice 3		85.7%	96
		<i>answered question</i>	112
		<i>skipped question</i>	5















4. If the business you indicated above were in the Lower Divisadero neighborhood, what is the probability that you would walk there?

		Response Percent	Response Count
Very		94.7%	107
Somewhat		5.3%	6
Not much		0.0%	0
Not at all		0.0%	0
		<i>answered question</i>	113
		<i>skipped question</i>	4

5. Please rank what you feel would be the best useage for the Harding Theater Site (at Divisadero at Hayes). (Please keep in mind that the theater is privately owned. Your suggestions provide guidance but do not necessarily determine its ultimate best usage.)

	Most desirable choice					Least desirable choice	Rating Average	Response Count
Torn down and made into condos	1.1% (1)	6.4% (6)	6.4% (6)	25.5% (24)	25.5% (24)	35.1% (33)	4.73	94
Restored as a theater	45.5% (45)	22.2% (22)	12.1% (12)	9.1% (9)	7.1% (7)	4.0% (4)	2.22	99
Restored into a Community Center	14.4% (14)	22.7% (22)	18.6% (18)	6.2% (6)	15.5% (15)	22.7% (22)	3.54	97
Torn down and made into mixed use condos and businesses	16.7% (15)	11.1% (10)	21.1% (19)	25.6% (23)	20.0% (18)	5.6% (5)	3.38	90
Torn down and made into a business plaza	4.3% (4)	13.0% (12)	8.7% (8)	17.4% (16)	21.7% (20)	34.8% (32)	4.43	92
Restored into a theater and condos	34.4% (33)	26.0% (25)	29.2% (28)	8.3% (8)	1.0% (1)	1.0% (1)	2.19	96
Other (please specify)								30
answered question								115
skipped question								2

6. When you think of the community around the Lower Divisadero, which words/phrases come to mind (click all that apply)

		Response Percent	Response Count
Yuppie		13.0%	15
Dog-Oriented		28.7%	33
Crime ridden		52.2%	60
Laid Back		49.6%	57
Hippie		9.6%	11
Hipster		47.8%	55
Bike culture		31.3%	36
Art & Music		21.7%	25
Family-Oriented		12.2%	14
Community focused		30.4%	35
Old School		19.1%	22
Independent		65.2%	75
College vibe		13.0%	15
Other (please specify)		20.0%	23
		<i>answered question</i>	115
		<i>skipped question</i>	2




7. How would you describe yourself (please click all that apply)?

		Response Percent	Response Count
Yuppie		14.7%	17
Parent		16.4%	19
Artist		24.1%	28
Musician		5.2%	6
Hippie		1.7%	2
Professional		75.0%	87
Hipster		9.5%	11
Moderate		24.1%	28
Student		5.2%	6
Liberal		50.0%	58
Conservative		1.7%	2
Independent		48.3%	56
Outspoken		17.2%	20
Community-focused		54.3%	63
Green		48.3%	56
Progressive		44.8%	52
Other (please specify)		12.9%	15
		<i>answered question</i>	116
		<i>skipped question</i>	1

8. What do you think are some of the best features of our neighborhood?

		Response Count
		104
		<i>answered question</i>
		104
		<i>skipped question</i>
		13

9. What are the top two things you would change about our neighborhood?		
		Response Count
		99
		<i>answered question</i>
		99
		<i>skipped question</i>
		18

10. What is the nearest cross street to where you live as well as your zip code? (example Baker, Hayes, 94117)			
		Response Percent	Response Count
Street 1		99.1%	113
Street 2		94.7%	108
Zip Code		95.6%	109
		<i>answered question</i>	114
		<i>skipped question</i>	3

11. Including yourself, how many people live in your household (including children)?		
		Response Count
		115
		<i>answered question</i>
		115
		<i>skipped question</i>
		2

12. How many children under 18 live in your household?		
		Response Count
		115
		<i>answered question</i>
		115
		<i>skipped question</i>
		2

13. Which Neighborhood Associations do you belong to? Please check all that apply.

		Response Percent	Response Count
Alamo Square Neighborhood Association (ASNA)		9.2%	7
North Panhandle Neighborhood Association (NOPNA)		72.4%	55
Panhandle Residents Organization Stanyan Fulton (PRO-SF)		1.3%	1
Haight Divisadero Neighborhood Merchants Association		5.3%	4
Haight Ashbury Neighborhood Council (HANC)		1.3%	1
Lower Haight Neighborhood Group (lowerhaight.org)		22.4%	17
SF5Together		2.6%	2
D5Dog		1.3%	1
Other (please specify)		7.9%	6
		answered question	76
		skipped question	41

14. What is your average household income?

		Response Percent	Response Count
< \$25,000		0.9%	1
\$25,000 - \$49,000		7.1%	8
\$50,000 - \$74,000		14.2%	16
\$75,000 - \$99,000		10.6%	12
>\$100,000		59.3%	67
N/A		8.0%	9
		answered question	113
		skipped question	4

15. Please add any comments you might have regarding the Lower Divisadero improvement effort.

		Response Count
		57
	<i>answered question</i>	57
	<i>skipped question</i>	60

16. For updates and community action opportunities, please provide your email address.

		Response Count
		55
	<i>answered question</i>	55
	<i>skipped question</i>	62